

Pet Loader: How to Choose

Pet Loader is available in several different models. To help you choose the Pet Loader that will best suit you, consider the appropriate size for your dog, vehicle and use. The following information will help you with that choice in more detail.

Material

Models differ primarily in platform (step) material and width of the platform. Our Pet Loader Mini and Pet Loader Ultra Light Aluminum models are lighter and easier to handle. Pet Loader Light and XL have rugged plastic platforms, which are more rugged, and weigh more.

Extension Height

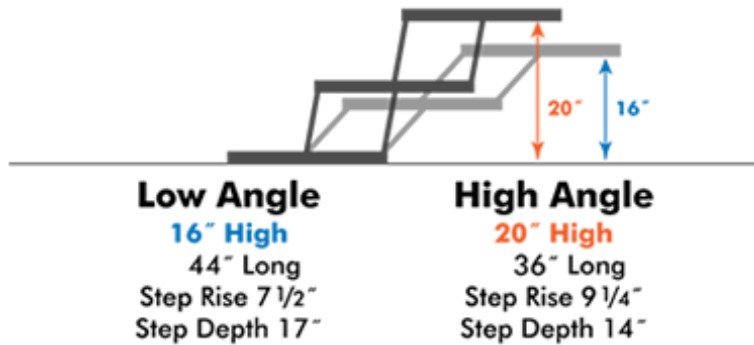
Besides platform material, choose the number of steps 3, 4 or 5, that is right for the height of your vehicle. Measure vehicle from the pavement to where your pet will enter the vehicle such as the cargo floor, seat, truck bed, etc. then see our height chart below. Keep in mind the opening width, especially for passenger door openings, as they tend to be more narrow.



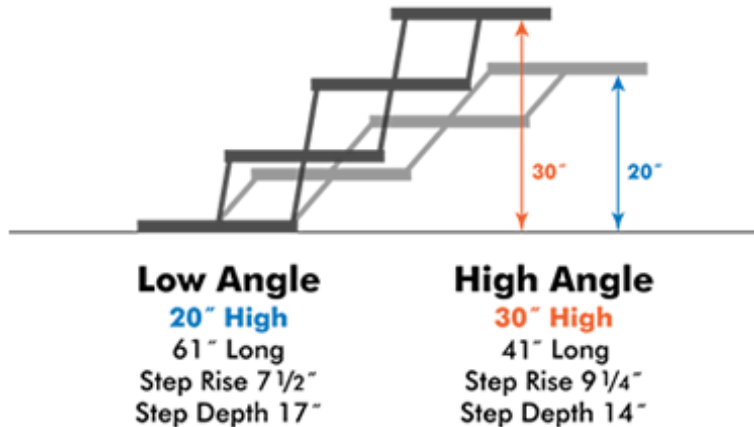
All Pet Loader models will safely carry all dogs.

Our 3-Step Pet Loaders have an extension range from 16" to 20". The 4-Step Pet Loader has a range from 20" to a maximum height of 30". The largest, 5-Step Pet Loaders, extend from 28" to a maximum height of 40".

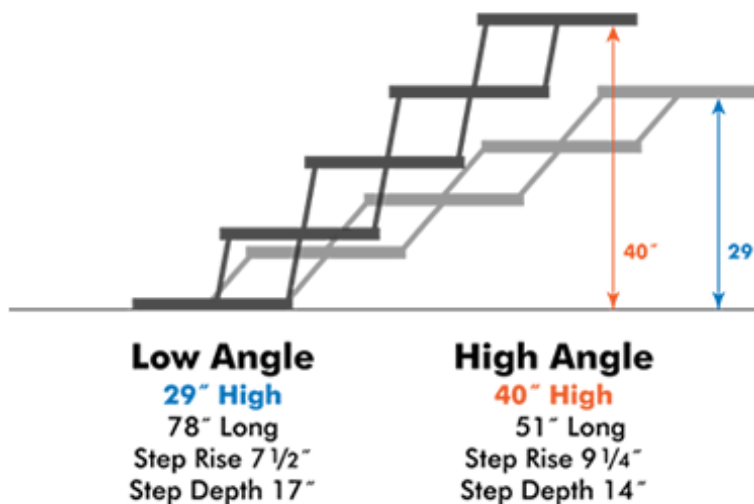
3-Step Pet Loader Height Ranges



4-Step Pet Loader Height Ranges



5-Step Pet Loader Height Ranges






Choosing a Loader Based on Dog Breed or Size

Many customers want to know which Loader is suited best by the dog breed or size. Here are some guidelines to help.

For small dogs, such as the toy breeds, Chihuahuas, Shih Tzu, Toy Poodles, Pugs, Pomeranians, and Maltese, the Pet Loader Mini works perfectly. The smaller platform of the Pet Loader Mini will work for them in almost every situation.

For medium to large dogs, we recommend the Pet Loader Ultra Light or Pet Loader Light. The 16" platform of the Pet Loader light will accommodate almost every breed, Labrador Retrievers, German Shepherds, Golden Retrievers, Bulldogs, Pointers, and Huskies. These breeds typically weight less than 150 pounds. For those that are over 150 pounds we recommend the Pet Loader XL.

For extra large dogs, referred to as the **Great Breeds**, we recommend the Pet Loader XL. These dogs include Mastiffs, Great Danes, Newfoundlands, Bernese Mountain Dogs, and Saint Bernards. These dogs because of their size and weight should be using the Pet Loader XL, with its 18" platform. All dogs that weigh over 150 pounds or that are built with a wider girth should use the wider, more rugged Pet Loader XL.

		
Small Dogs 2-20 pounds	Medium - Large Dogs 20-150 pounds	Extra Large Dogs (Great Breeds) 150-250 pounds
Pet Loader Models Suggested for use - Recommendations Highlighted		
Pet Loader Mini	Pet Loader Mini	Pet Loader XL
Pet Loader Ultra Light	Pet Loader Ultra Light	
Pet Loader Light	Pet Loader Light	
Pet Loader XL	Pet Loader XL	

Other Factors

When deciding which Pet Loader you need, keep in mind the dog size, and the use. Pet Loader XL is the largest platform size, and is designed for the largest dogs. Pet Loader Mini and Pet Loader Light are designed for dogs under 150 pounds. See the chart below for dimensions, weights and prices.

Pet Loader Mini – 12" Width

Aluminum

Model	Platform Width	Weight	Full Extension Height*	Price
3-Step	12" wide	15 lb	16" to 20" high - Great for car backseats, beds, couches	\$215
4-Step	12" wide	20 lb	20" to 30" high - Vehicle height	\$235
5-Step	12" wide	25 lb	29" to 40" high - Vehicle height	\$255

Pet Loader Ultra Light – 14.5" Width

Aluminum

Model	Platform Width	Weight	Full Extension Height*	Price
3-Step	14.5" wide	16 lb	16" to 20" high - Great for car backseats, beds, couches	\$219
4-Step	14.5" wide	21 lb	20" to 30" high - Vehicle height	\$239
5-Step	14.5" wide	26 lb	29" to 40" high - Vehicle height	\$259

Pet Loader Light – 16" Width

Plastic

Model	Platform Width	Weight	Full Extension Height*	Price
3-Step	16" wide	18 lb	16" to 20" high - Great for car backseats, beds, couches	\$170
4-Step	16" wide	24 lb	20" to 30" high - Vehicle height Our most popular model	\$195
5-Step	16" wide	30 lb	29" to 40" high - Vehicle height	\$219

Pet Loader XL – 18" Width

Plastic

A wider platform, recommended for the great breeds such as mastiffs

Model	Platform Width	Weight	Full Extension Height*	Price
3-Step	18" wide	20 lb	16" to 20" high - Great for car backseats, beds, couches	\$195
4-Step	18" wide	29 lb	20" to 30" high - Vehicle height	\$219
5-Step	18" wide	39 lb	29" to 40" high - Vehicle height	\$244